

# Phase Equilibria for H<sub>2</sub> + CO<sub>2</sub> + Tetrahydrofuran + Water Mixtures Containing Gas Hydrates

Shunsuke Hashimoto, Shu Murayama, Takeshi Sugahara, and Kazunari Ohgaki\*

Division of Chemical Engineering, Graduate School of Engineering Science, Osaka University, Toyonaka, Osaka 560-8531, Japan

Isothermal phase equilibria (pressure–composition in the gas phase) for the quaternary system of H<sub>2</sub> + CO<sub>2</sub> + tetrahydrofuran + water have been measured in the presence of gas hydrate phase. The lowest three-phase equilibrium pressure is obtained under the condition that the mole fraction of tetrahydrofuran in water is 0.056. The Raman spectroscopy results show that the H<sub>2</sub> and CO<sub>2</sub> molecules competitively occupy the S-cage of structure-II (i.e., the H<sub>2</sub> molecule is enclathrated in the hydrate cages with a small amount of tetrahydrofuran at considerably low pressure).

## Introduction

The purification of H<sub>2</sub> from gas mixtures is one of the most important techniques for developing a new society sustained by H<sub>2</sub> energies. An option of H<sub>2</sub> separation would be an application of gas hydrates (i.e., impurities in the gas mixtures are removed from the H<sub>2</sub> stream by generating gas hydrates where impurities are selectively entrapped in the hydrate cages). It is well-known that the pure H<sub>2</sub> hydrate is generated only in extremely high-pressure regions.<sup>1,2</sup>

In a previous paper,<sup>3</sup> we have investigated the phase equilibria for the ternary mixtures of H<sub>2</sub> + CO<sub>2</sub> + water. The isothermal equilibrium pressure of three-phase coexistence (gas hydrates, aqueous solution, and gas phase) has increased in proportion with the H<sub>2</sub> composition in the gas phase. It has been also shown that the isothermal equilibrium pressure can be estimated under a constant fugacity of CO<sub>2</sub> from the assumption of pure CO<sub>2</sub> hydrate formation.

In the present study, a quaternary mixture including tetrahydrofuran (THF) has been investigated at the same temperature with the aim of reducing operation pressures. The dependence of THF composition in the aqueous solution has been also investigated near the stoichiometric THF composition. Finally, the cage occupancy of the H<sub>2</sub> molecules has been discussed briefly by use of Raman spectroscopy.

## Experimental Section

**Experimental Apparatus.** The experimental apparatus for the phase equilibrium measurements is the same as the previous one<sup>3</sup> except for the charge line for THF aqueous solution. The inner volume and maximum working pressure of the high-pressure cell are 150 cm<sup>3</sup> and 10 MPa, respectively. The cell has a set of windows for visually observing the phase behavior. All of them are immersed in a temperature-controlled water bath. The contents are agitated using an up-and-down mixing bar driven by an exterior permanent magnetic ring.

The high-pressure optical cell for the Raman spectroscopic analysis has a pair of quartz (highly pure) windows on both the upper and lower sides. The thermostated water was circulated

**Table 1. Isothermal Phase Equilibrium Data for the H<sub>2</sub> (1) + CO<sub>2</sub> (2) + THF (3) + Water Mixed System in the Presence of Hydrate Phase at 280.1 K at the THF Mole Fractions of 0.030, 0.056, and 0.080<sup>a</sup>**

$y_1$	$p/\text{MPa}$	$y_1$	$p/\text{MPa}$	$y_1$	$p/\text{MPa}$
$x_3 = 0.030$					
0.000	0.32	0.186	0.38	0.881	1.39
0.157	0.40	0.194	0.33	0.898	1.64
0.201	0.52	0.230	0.37	0.904	1.95
0.255	0.65	0.237	0.38	0.945	2.32
0.439	0.79	0.259	0.44	0.960	2.81
0.570	0.92	0.363	0.41	0.985	3.61
0.661	1.06	0.431	0.44	$x_3 = 0.080$	
0.723	1.17	0.495	0.50	0.000	0.23
0.795	1.44	0.569	0.55	0.183	0.34
0.810	1.71	0.569	0.59	0.253	0.45
0.855	2.08	0.657	0.64	0.591	0.61
0.875	2.30	0.705	0.68	0.752	0.80
0.887	2.51	0.728	0.71	0.794	1.00
0.905	2.82	0.808	0.97	0.849	1.26
0.934	3.46	0.832	1.02	0.874	1.43
$x_3 = 0.056$					
0.000	0.22	0.840	1.11	0.925	2.00
		0.864	1.25	0.946	2.47
		0.879	1.37	0.967	3.10

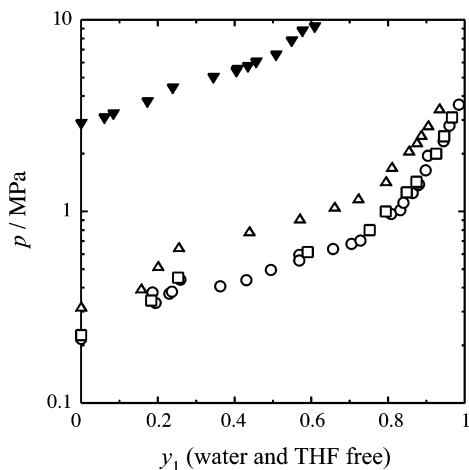
<sup>a</sup>  $x_3$  represents the composition of THF solution.

constantly in the exterior jacket of high-pressure optical cell. A ruby ball was enclosed to agitate the contents by the vibration from outside.

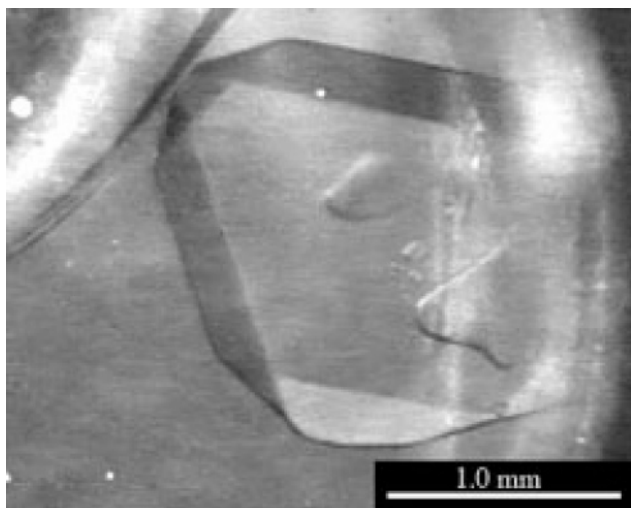
The system temperature was measured within an uncertainty of  $\pm 0.02$  K using a thermistor probe (Takara D-632), which was inserted into a hole in the cell wall. The probe was calibrated with a Pt resistance thermometer. The system pressure was measured by the pressure gauge (Valcom VPRT) calibrated by RUSKA quartz Bourdon tube gauge with an estimated maximum uncertainty of  $\pm 0.01$  MPa.

**Experimental Procedures.** The THF aqueous solution prepared at a desired composition was introduced into the evacuated high-pressure cell. The THF molecule generates the structure-II hydrate, and the stoichiometric mole fraction is 0.056 for the pure THF hydrate formation.<sup>4–6</sup> In the present study, the THF mole fractions of 0.030, 0.056, and 0.080 were adopted. The contents were pressurized up to a desired pressure by supplying the H<sub>2</sub> + CO<sub>2</sub> mixture at a desired composition and then were continuously agitated using the mixing bar. After the formation

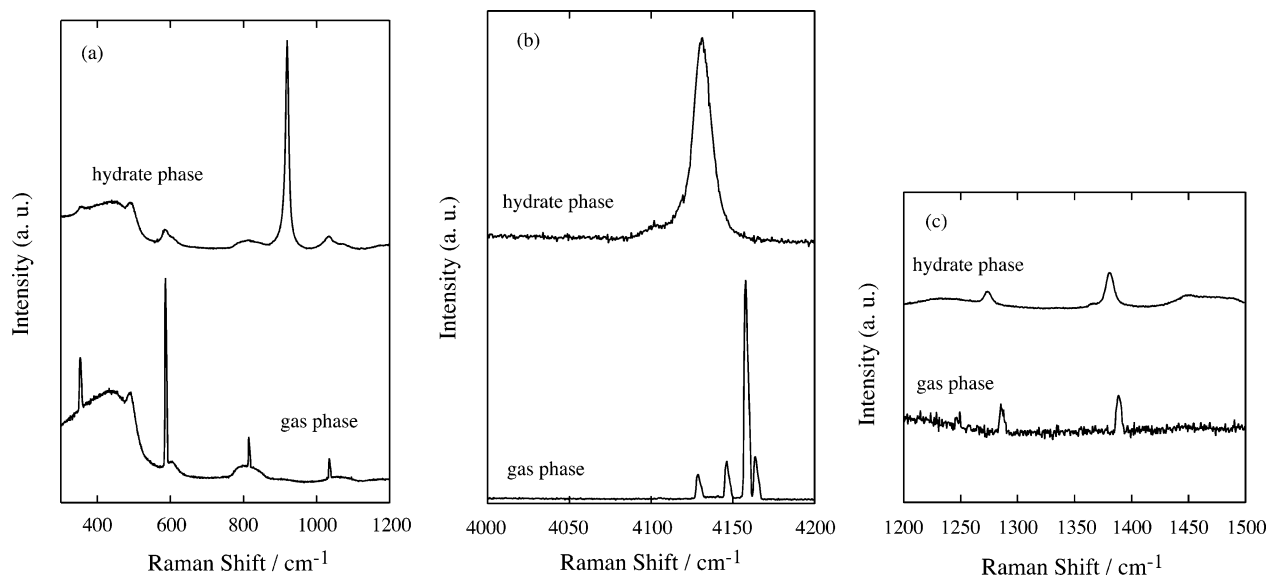
\* Corresponding author. Phone: +81-6-6850-6290. Fax: +81-6-6850-6290. E-mail: ohgaki@cheng.es.osaka-u.ac.jp.



**Figure 1.** Isothermal phase equilibrium (pressure–composition) relations for the H<sub>2</sub> (1) + CO<sub>2</sub> (2) + THF (3) + water mixed system in the presence of hydrate phase at 280.1 K at the THF mole fraction of 0.030, 0.056, and 0.080; ▼, no additive (Sugahara et al.<sup>3</sup>); △,  $x_3 = 0.030$ ; ○,  $x_3 = 0.056$ ; □,  $x_3 = 0.080$ .



**Figure 2.** Photo of the hydrate single crystal for the H<sub>2</sub> + CO<sub>2</sub> + THF mixed hydrate.



**Figure 3.** (a) Raman spectra of the intramolecular vibration for THF in the gas and hydrate phases. Panel contains the spectra corresponding to the rotation of H<sub>2</sub>. The high baseline less than 520 cm<sup>-1</sup> is due to the quartz windows of high-pressure optical cell. (b) Raman spectra of the intramolecular vibration for H<sub>2</sub> in the gas and hydrate phases. (c) Raman spectra of the intramolecular vibration for CO<sub>2</sub> in the gas and hydrate phases.

of gas hydrates, the system temperature was kept constant to establish the three-phase coexisting state of hydrate + aqueous solution + gas. The phase behavior was observed directly through the window. After reaching the equilibrium state of three-phase coexistence, a small amount of gas phase was sampled for composition analysis. The equilibrium composition of gas phase was analyzed for H<sub>2</sub> and CO<sub>2</sub> by the TCD-gas chromatography (TCD-GC, Shimadzu GC-14B) as the water and THF composition of gas phase is negligibly small under the present experimental conditions.

The single crystal of gas hydrate prepared from the H<sub>2</sub> + CO<sub>2</sub> + THF + water mixtures was analyzed through a quartz window by in situ Raman spectroscopy using a laser Raman microprobe spectrophotometer with multichannel CCD detector. The argon ion laser beam (wavelength 514.5 nm, power 100 mW) from the object lens was irradiated to the sample through the upper quartz window. The backscatter of the opposite direction was taken in with the same lens. The spectral resolution was about 1 cm<sup>-1</sup>.

**Materials.** Research grade H<sub>2</sub> (mole fraction purity 0.999999) was obtained from the Neriki Gas Co., Ltd. The maximum impurity was 0.2 ppm of nitrogen. Research grade CO<sub>2</sub> (mole fraction purity 0.9999) was obtained from the Takachiho Tradings Co., Ltd. Research grade THF (mole fraction purity 0.997) was obtained from Yashima Pure Chemicals Co., Ltd. The distilled water was obtained from the Yashima Pure Chemicals Co., Ltd. All of them were used without further purifications.

## Results and Discussion

The isothermal phase equilibrium ( $p$ – $y$ ) relations for the H<sub>2</sub> + CO<sub>2</sub> + THF + water mixed system (the mole fraction of THF in water is 0.030, 0.056, and 0.080) containing gas hydrate at 280.1 K are summarized in Table 1 and shown in Figure 1. In the present study, it is assumed that the mole fraction of THF in the gas phase can be neglected. In comparison with the previous one,<sup>2</sup> the most remarkable change is a large depression of equilibrium pressure, which is caused by the addition of a small amount of THF. This pressure depression is the greatest at the THF mole fraction of 0.056, which is stoichiometric for the pure THF hydrate. The degree of pressure depression

depends on the additive composition (i.e., the additional THF depresses the equilibrium pressure till the THF composition comes up to the stoichiometric mixture). The THF composition exceeding the stoichiometric ration does not depress the equilibrium pressure any more.

It is also notable characteristic that the unusual behavior comes into existence on the  $p$ - $y$  curve for the quaternary mixtures including THF. A stepwise increase in the equilibrium pressure appears around 0.2 in the  $H_2$  mole fraction of gas phase ( $y_1$ ) for every aqueous solution of different THF mole fractions. It is reasonable to guess that the  $H_2$  molecule starts to occupy the S-cage of structure-II in the  $CO_2 + THF$  mixed gas hydrate at  $y_1 =$  (nearly) 0.2, although we could not obtain clear evidence of non-occupation with  $H_2$  in the composition range of  $y_1 < 0.2$ . It would be a further study to make sure a physical meaning of the above discontinuous point by use of X-ray and/or neutron diffraction analyses. To confirm the existence of  $H_2$  in the hydrate phase, the single crystals of  $H_2 + CO_2 + THF$  mixed gas hydrate were prepared in the higher composition region than  $y_1 = 0.2$ . The photo of a single crystal of  $H_2 + CO_2 + THF$  mixed hydrate is shown in Figure 2. The Raman spectroscopy for the above single crystal gives the characteristic signals of THF,  $H_2$ , and  $CO_2$ . The Raman shifts obtained in the present study are shown in Figure 3. The mole fraction of THF is 0.056, and the mole fraction of the gas mixture is 0.90 of  $H_2$ . As shown in Figure 3a, the single peak detected at  $919\text{ cm}^{-1}$  corresponds to the ring breathing mode of the THF molecules enclathrated in the hydrate phase. In addition, the triplet peak corresponding to the  $H_2$  rotation in the gas phase is observed at around 350, 590, and  $820\text{ cm}^{-1}$ . The weak and broad peaks are also detected at the similar position in the hydrate phase. Figure 3c indicates that the split peaks by Fermi resonance effect corresponding to C=O symmetric stretching vibration mode of  $CO_2$  are detected at  $1286$  and  $1389\text{ cm}^{-1}$  in the gas phase and at  $1274$  and  $1381\text{ cm}^{-1}$  in the hydrate phase. These peaks are consistent with the previous one.<sup>3</sup> As shown in Figure 3b, the peaks corresponding to the H-H stretching vibration mode of  $H_2$  are observed at  $4129$ ,  $4146$ ,  $4159$ , and  $4165\text{ cm}^{-1}$  in the gas phase and at  $4131\text{ cm}^{-1}$  in the hydrate phase. These sharp peaks in the gas phase and the broad and single peak in the hydrate phase corresponding to the H-H stretching vibration mode of the  $H_2$  molecule are consistent with the reference data.<sup>7</sup> These findings reveal that the THF molecules occupy L-cages and that the  $H_2$  and  $CO_2$  molecules are competitively enclathrated in the S-cages.

Sugahara et al.<sup>3</sup> have claimed that the hydrate generated in the ternary system of  $H_2 + CO_2 +$  water (without THF) can be regarded as the pure  $CO_2$  hydrate crystal (structure-I) from Raman spectroscopic study. They have also tried to estimate the equilibrium curve under the constant fugacity of pure  $CO_2$ . The gas hydrate crystal generated in the present study is the

structure-II. The S-cage of structure-II is somewhat smaller than that of structure-I.<sup>8</sup> Therefore, it is possible that the  $H_2$  molecule occupies the S-cage to generate the  $H_2 + CO_2 + THF$  mixed hydrate crystal.

## Conclusion

Phase equilibria for the  $H_2 + CO_2 + THF +$  water mixed system were measured. The results reveal that the equilibrium pressure considerably reduces with a small amount of THF. The largest pressure depression is obtained when the THF concentration is the stoichiometric composition for the pure THF hydrate formation. In the hydrate single crystal generated from  $H_2 + CO_2 + THF +$  water mixtures, the  $H_2$  and  $CO_2$  molecules are competitively enclathrated in the S-cages of structure-II hydrate while the THF molecules occupy L-cages.

## Acknowledgment

S.H. acknowledges his gratitude for the Center of Excellence (21st Century COE) program "Creation of Integrated EcoChemistry of Osaka University". The authors gratefully acknowledge the Division of Chemical Engineering, Graduate School of Engineering Science, Osaka University, for the scientific support by "Gas-Hydrate Analyzing System (GHAS)".

## Literature Cited

- (1) Dyadin, Y. A.; Larionov, E. G.; Aladko, E. Y.; Manakov, A. Y.; Zhurko, F. V.; Mikina, T. V.; Komarov, V. Y.; Grachev, E. V. Clathrate formation in water-noble gas (hydrogen) systems at high pressures. *J. Struct. Chem.* **1999**, *40*, 790-795.
- (2) Mao, W. L.; Mao, H.; Goncharov, A. F.; Struzhkin, V. V.; Guo, Q.; Hu, J.; Shu, J.; Hemley, R. J.; Somayazulu, M.; Zhao, Y. Hydrogen clusters in clathrate hydrate. *Science* **2002**, *297*, 2247-2249.
- (3) Sugahara, T.; Murayama, S.; Hashimoto, S.; Ohgaki, K. Phase equilibria for  $H_2 + CO_2 + H_2O$  system containing gas hydrates. *Fluid Phase Equilib.* **2005**, *233* (2), 190-193.
- (4) Hawkins, R. E.; Davidson, D. W. Dielectric relaxation in the clathrate hydrates of some cyclic ethers. *J. Phys. Chem.* **1966**, *70* (6), 1889-1894.
- (5) Gough, S. R.; Davidson, D. W. Composition of tetrahydrofuran hydrate and the effect of pressure on the decomposition. *Can. J. Chem.* **1971**, *49* (16), 2691-2699.
- (6) Makino, T.; Sugahara, T.; Ohgaki, K. Stability boundaries of tetrahydrofuran + water system. *J. Chem. Eng. Data* **2005**, *50* (6), 2058-2060.
- (7) Florusse, L. J.; Peters, C. J.; Schoonman, J.; Hester, K. C.; Koh, C. A.; Dec, S. F.; Marsh, K. N.; Sloan, E. D. Stable low-pressure hydrogen clusters stored in a binary clathrate hydrate. *Science* **2004**, *306*, 469-471.
- (8) Subramanian, S.; Sloan, E. D., Jr. Trends in vibrational frequencies of guests trapped in clathrate hydrate cages. *J. Phys. Chem. B* **2002**, *106*, 4348-4355.

Received for review May 29, 2006. Accepted July 3, 2006. This work was financially supported by the New Energy Industrial Technology Development Organization (NEDO).

JE0602364